



2019-2020 TEST RESULTS

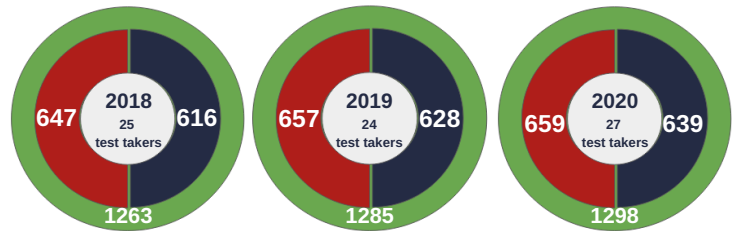
Year	World Average	ASB Average	Number of students	Pass rate
2016	30	34	40	100%
2017	30	35	42	100%
2018	30	34	51	98%
2019	30	33	52	94%
2020	30	36	72	94%



The International Baccalaureate Diploma Program (IBDP) defines the curriculum in the 11th and 12th grades. The IB is a rigorous and comprehensive course of study designed to promote international understanding and give students a broad preparation for university studies. Students have a wide range of course options and activity opportunities to develop their own personal skills and academic knowledge.



The SAT is a standardized test taken by students who plan to apply to U.S. universities. Average scores shown. Maximum score is 1600.



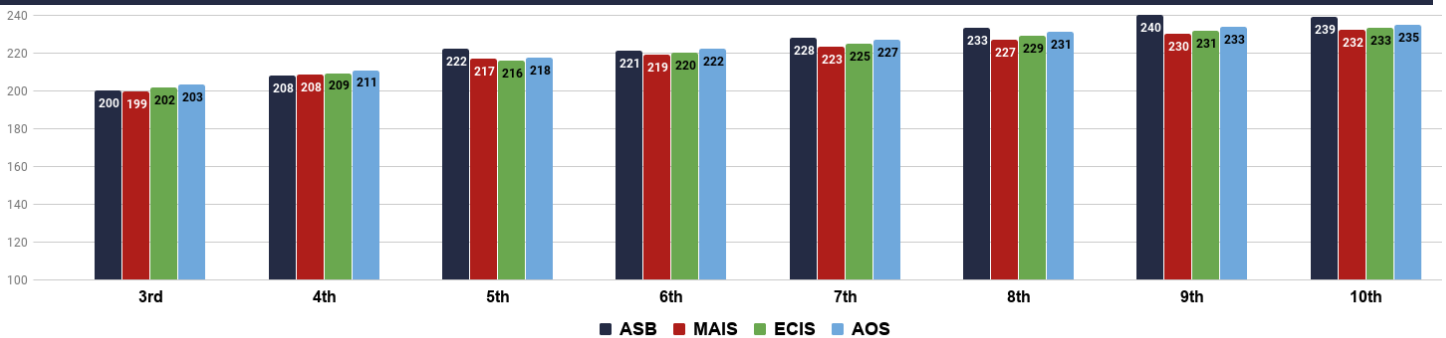
- Evidence Based Reading & Writing
- Mathematics
- Total



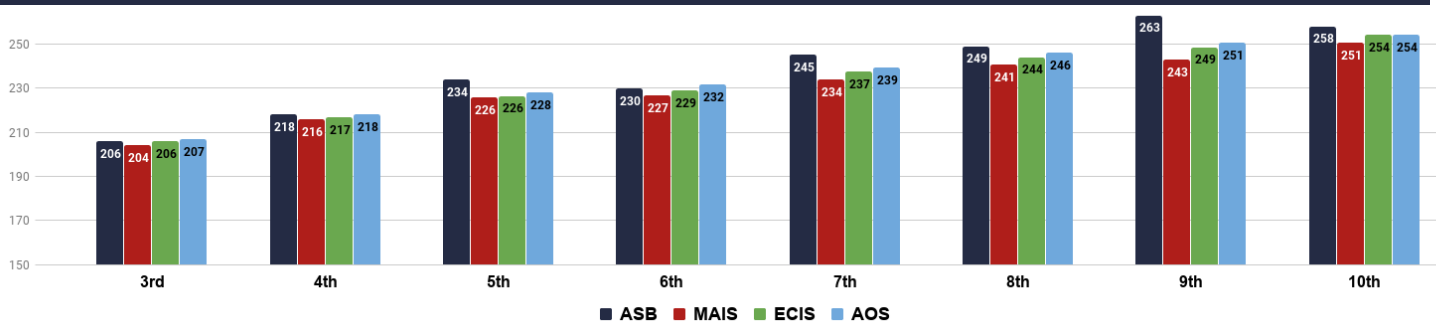
MAP (Measures of Academic Progress)

The MAP tests are standardized assessments designed to measure growth in student learning in reading and math. Students in grades 3 through 10 are tested every year to help teachers plan instructional programs and measure student growth. ASB is significantly outperforming other international schools in both reading and math in most grade levels.

2019 READING



2019 MATH

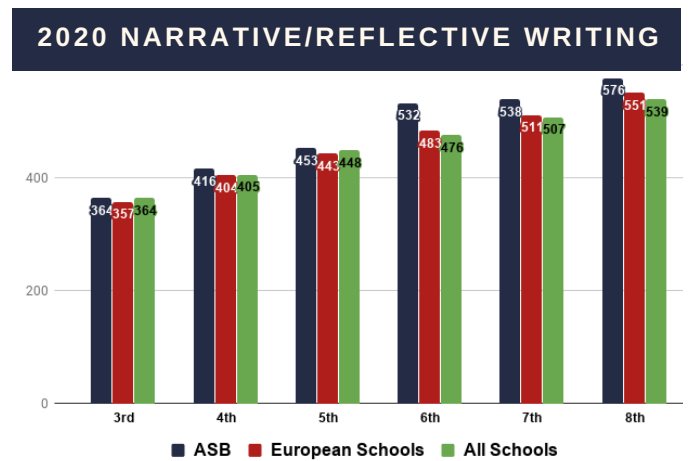
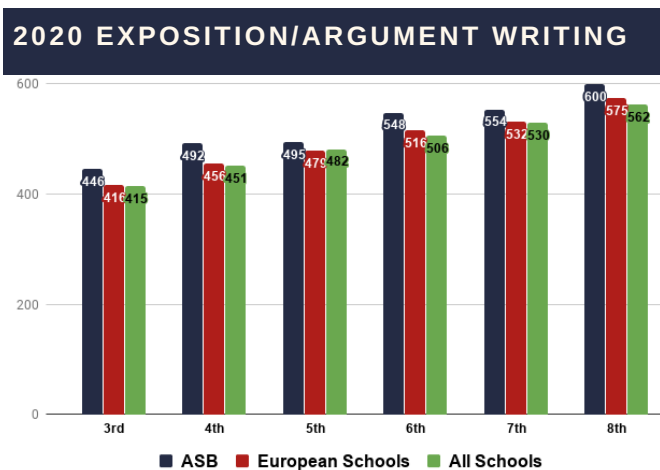
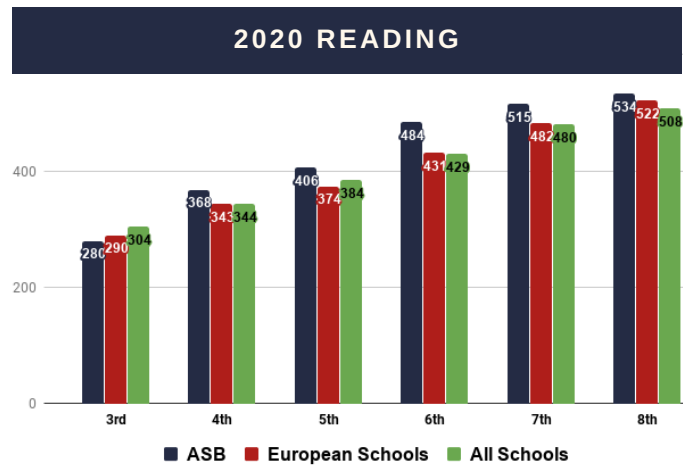
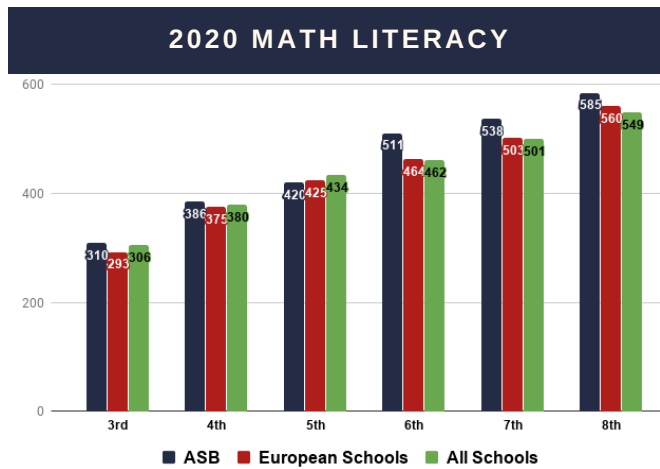


Benchmarks

MAIS- Mediterranean Association of International Schools ECIS- European Council of International Schools AOS- American Overseas Schools

International School Assessment (ISA)

The ISA tests are designed specifically for students in international schools around the globe and they assess mathematical literacy, reading, and writing. ASB students in grades 3 through 8 take the tests annually. ASB's average score was above or significantly above other international schools in reading, writing and math in almost every grade and skill area.



Benchmarks

European Schools- includes only European schools

All Schools- More than 400 schools worldwide participated in the 2020 ISA